

# House Mascot Hat

Designed by Zev Hurwich

## Materials

- Cascade 220 Yarn (in house colors)
- Size US 7 16" circular needle
- Size US 7 dpns
- Blunt point needle to work in tails

## Directions

Note: This is designed to be reversible using double sided knitting. However this can be made single sided using intarsia. Double sided looks nicer, and it's warmer, but it takes longer. When the pattern reads color A that means the color on the outside while knitting, which you choose isn't important as long as it is consistent.

CO 88 double sts 176 total

Row 1-6: work St st A color front B back

Row 7: Switch B to front (A Back) St st

Row 8-11: A St st

Row 12 B St st

Row 13-15: A St st

Work the house mascot pattern for the next 26 rows

## Decrease rounds

Row 1: Color A [K9, K2tog]x8 (if double sided you will alternate 9 of A, B K2tog for A, and P2tog for B keep doing this throughout)

Row 2 : Color A St st

Row 3: Switch to Color B [K8 K2tog]x8

Row 4: Color A St st

Row 5: A [K7,K2tog]x8

Row 6: A St st

Row 7: A [K6,K2tog]x8

Row 8: A St st

Row 9: B [K5,K2tog]x8

Row 10: A St st

## Decrease rounds continued

Row 11: A [K4, K2tog]x8

Row 12: A [K3, K2tog]x8

Row 13: A [K2, K2tog]x8

Row 14: A [K1, K2tog]x8

Row 15: B [K2tog]x8


Pull yarn through loops and take  
off needle

Weave in all ends and enjoy

## Size Notes


This hat was designed for a medium/large head, to make it smaller simply cast on 72 sts and do the body the same, then begin decrease rounds with Round 5.

## Hufflepuff



Designed with Stitch Fiddle  
[www.StitchFiddle.com](http://www.StitchFiddle.com)


## Slytherin



Designed with Stitch Fiddle  
[www.StitchFiddle.com](http://www.StitchFiddle.com)

---

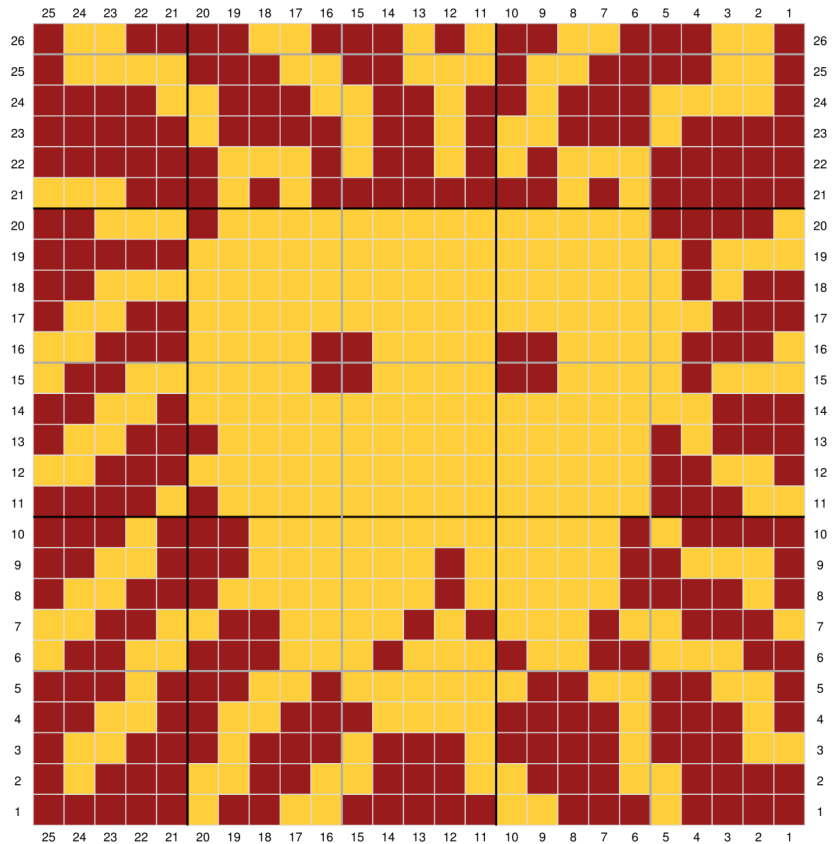
# Ravenclaw



Designed with Stitch Fiddle  
[www.StitchFiddle.com](http://www.StitchFiddle.com)

---

# Gryffindor



Designed with Stitch Fiddle  
[www.StitchFiddle.com](http://www.StitchFiddle.com)